





# s.30 DZR

12 - 54 mm compression ends  
for insulation  
dezincification-resistant

Several governmental authorities recommend use of special alloys for valves handling water in areas where there is a problem of dezincification. **RuB** DZR valves are designed to meet such requirements. Through the use of new technology these valves retain the reliability and competitiveness of brass, but are comparable to bronze in corrosion resistance. Be kind with yourself, make sure the valve that brings you pure fresh water is an **RuB** DZR valve.



## Quality

- 24h 100% seal test guaranteed
- Dual sealing system allows valve to be operated in either direction making installation easier
- No metal-to-metal moving parts
- No maintenance ever required
- Handle clearly shows ball position
- Silicone-free lubricant on all seals
- Handle stops on body to avoid stress at stem
- Chrome plated DZR brass ball for longer life

## Body

- Hot forged sand blasted DZR unplated body and cap sealed with Loctite® or equivalent thread sealant
- Dezincification resistant ADZ-T and ADZ-P brass approved to SBN-PFS 1983:2 and NR-BFS 1988:18 specifications
- Extended stem forged in one piece with body allows perfect sealing and easy operation when valve is isolated

## Stem

- Maintenance-free, double FPM O-rings at the stem for maximum safety
- Unplated DZR brass stem

## Sealing

- Pure PTFE self-lubricating seats with flexible-lip design

## Connections

- Compression ends to EN 1254-2 and NKB no.12

## Flow

- Full port to DIN 3357 for maximum flow

## Handle

- Geomet® carbon steel handle with thick PVC dip coating. Handle coating offers both thermal and electrical protection
- Handle removable with valve in service
- **WARNING:** do not exceed reasonable temperature and/or electrical load

## Working pressure & temperature

- 16 bar (230 PSI) non-shock cold working pressure
- -20°C to +120°C (-4°F to +250°F)
- **WARNING:** freezing of the fluid in the installation may severely damage the valve

## Options

- T-handle
- Oval lockable handle
- Stainless steel handle (1.4016 / AISI 430)
- Patented locking device
- Short stem design
- Stubby handle
- **RuB** memory stop designed to be installed with our stubby handle

## Upon request

- Stainless steel ball (1.4401 / AISI 316)
- Glass filled PTFE seals
- Custom design

## PED directive

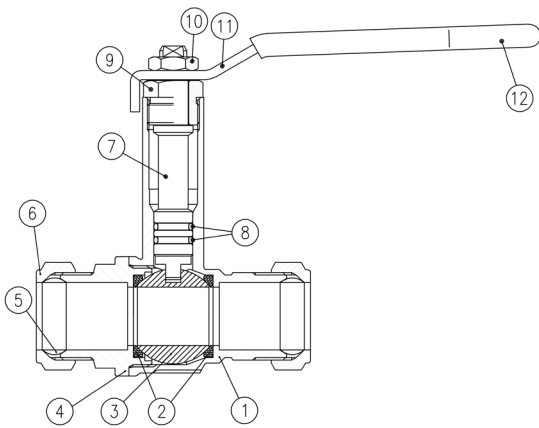
- The product described in this document meets the requirements of the PED Directive 2014/68/UE and according to art.4 par.3, it does not require CE marking; it cannot be used with dangerous gases in sizes larger than 25 mm

## Approved by or in compliance with

- RoHS Compliant (EU)
- GOST-R (Russia)
- Kiwa-Swedcert (Sweden)
- Ri.se. / Boverket (Sweden)

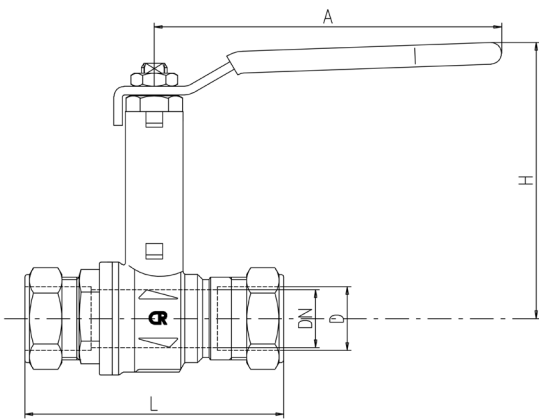
**NOTE:** approvals apply to specific configurations/sizes only.





Hollow ball for D 35-42-54

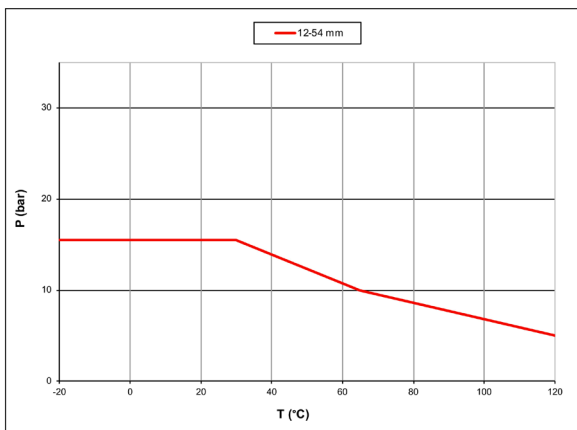
Part description	Q.ty	Material
1 Unplated body	1	CW602N
2 Ball seat	2	PTFE
3 Chrome plated ball	1	CW602N
4 Unplated end-cap	1	CW602N
5 Olive	2	CW603N - CW508L - CW602N
6 Unplated nut	2	CW617N
7 Unplated extended stem O-ring design	1	CW602N
8 O-Ring	2	FPM
9 Unplated nut	1	CW617N
10 Geomet® nut	1	CB4FF (EN10263-2)
11 White PVC coated Geomet® steel handle	1	DD11 (EN10111)



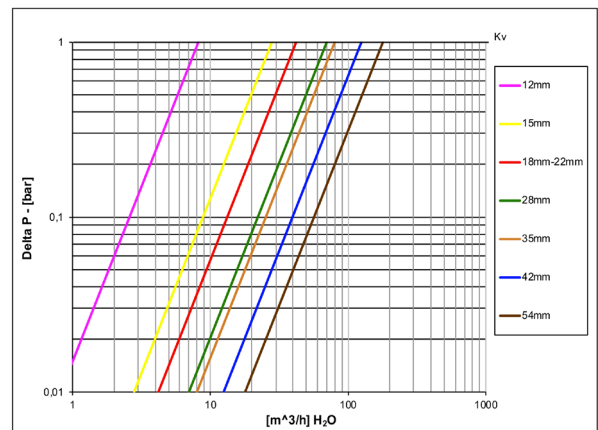
DN shows the nominal flow diameter. Actual flow diameter complies with full port DIN 3357 part 4.

Valve code	S30C12	S30D15	S30D18	S30E22	S30F28	S30G35	S30H42	S30I54
D (mm)	12	15	18	22	28	35	42	54
DN (mm)	10.5	13	15	19	24	30	38	48
L (mm)	67	72	78.5	79	90.5	110	128.5	142
A (mm)	100	100	100	120	120	158	158	158
H (mm)	85	88	88	95	99	124	130	137
CH (mm)	19	24	27	32	38.5	48	54	70
Kv (m <sup>3</sup> /h)	8.2	28	28	42	70	80	125	179

### Pressure-temperature chart



### Pressure drop chart



XCES30 - 4797